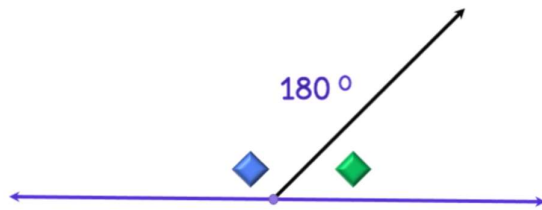
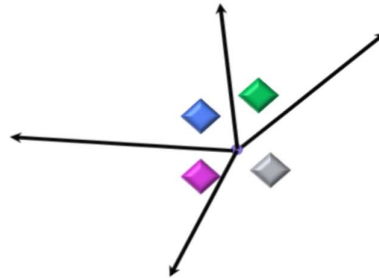


Reguit lyn en hoeke

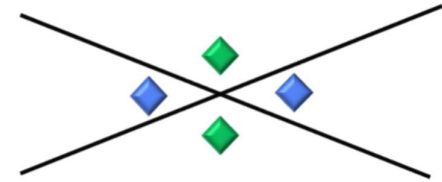
Som van hoeke op 'n reguit lyn is 180°



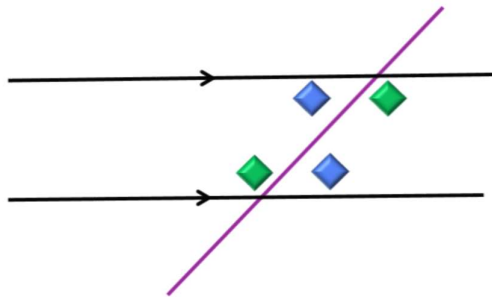
Som van hoeke om 'n punt = 360°



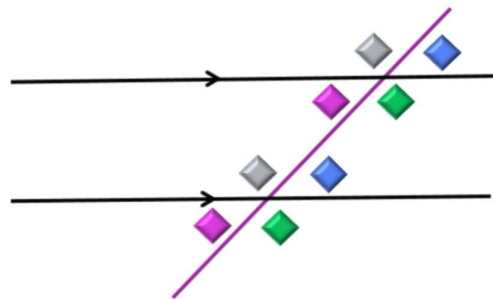
Regoorstaande hoeke is ewe groot



Verwisselende binnehoeke is gelyk



Ooreenkomstige hoeke is ewe groot



Supplementêre hoeke is gelyk aan 180°

